


Engaging High School Students in Library Instruction: 10 Tips for Success

Presented By Mary Medinsky
Red Deer College @ Confluence Campus, Rocky Mountain House, Alberta

Introduction

While High School students are lauded for their technology skills, these skills do not always translate well into information fluency. Use these tips to get students on your side, engaging them in active learning and giving them easy ways to incorporate good information practices.



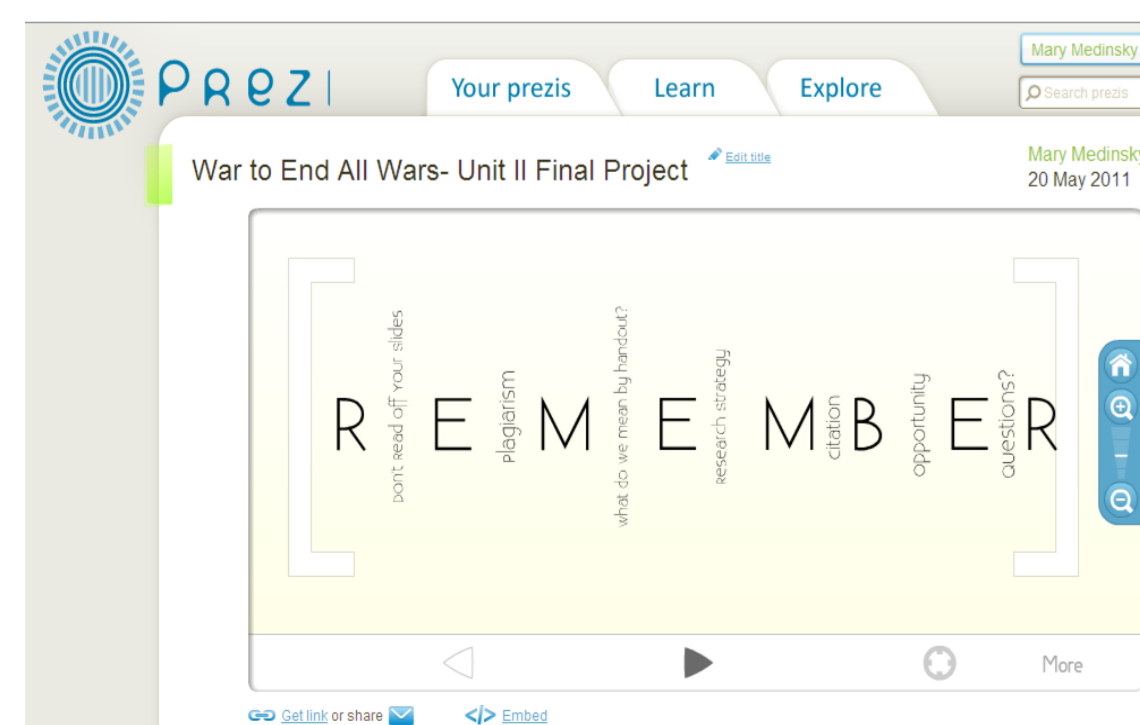
1& 2: CATS- TRAILS and Poll Everywhere

Classroom Assessment Tools are essential in keeping high school students engaged. TRAILS allows you to easily assess students, and Poll Everywhere engages students using their own mobile devices.



3. Prezi

Capturing student imagination, Prezi is a great way to synthesize main points without reverting to a more traditional means.



4. Games

Play "Telephone" to illustrate the need to carefully evaluate internet resources, or "Hide and Seek" to show the importance of accurate citation. Students think it's fun, and the conclusions they draw from "play" are impressive.



5. morgueFile

Google Image be gone- teach students to use this database of images for their school work. Once they get searching, the results will please.




6. Wikipedia: Saying Yes!

Sharing the "yes" of Wikipedia works a lot better than telling your students not to use it. Meet them where they are, and show students how to capitalize on the benefits of Wikipedia- instead of pretending it doesn't exist.



7. LibGuides

Build online resource pathfinders linking to licensed databases, documents, catalogue records, and web resources using LibGuides. Giving students a URL instead of a paper pathfinder tells them you're speaking their language.



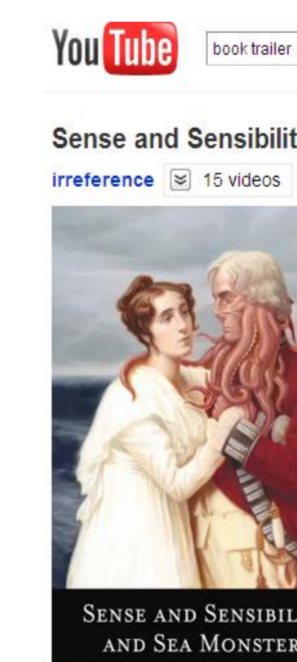
8. Citation Builders

While post-secondary students often have access to licensed citation software, high school students (mostly) do not. Showing students websites like EasyBib and North Carolina State University Citation Builder gives them simple ways to give credit where credit is due!



9. Book Trailers

If you start instructional sessions with book talks, try using book trailers instead. They are freely available on YouTube and most book publisher websites.



10. Enthusiasm

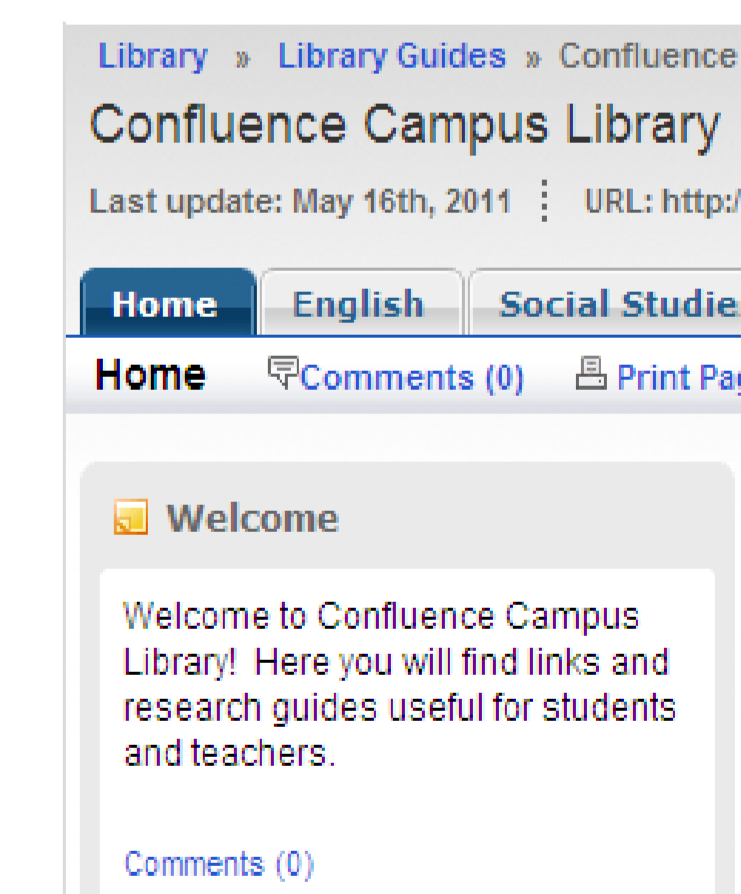
It's cheesy but true- be happy to be there. High school students can see through a phony!

Conclusions

High school students have infinite information at their fingertips, and they need our support to make sense of it all! When teaching high school students, offer content in many different containers, and engage with tools and toys to create positive learning environments. Most importantly, keep the main goal in mind- preparing students for a lifetime of exemplary information practices.

Resources of Interest

Citation Builder: NCSU Libraries. NCSU Libraries, n.d. Web. 21 May 2011.
EasyBib. Imagine Easy Solutions LLC, 2011. Web. 21 May 2011.
LibGuides Community. Springshare LLC, 2011. Web. 21 May 2011.
morgueFile. morgueFile, 2011. Web. 21 May 2011.
Poll Everywhere. Poll Everywhere Inc., n.d. Web. 21 May 2011.
Prezi. Prezi Inc., 2011. Web. 21 May 2011.
TRAILS. Kent State University Libraries, 2011. Web. 21 May 2011.



Further Information

Please contact mary.medinsky@rdc.ab.ca, and check out rdc.libguides.com/confluencecampuslibrary for more great resources to support teaching and learning in Grades 9-12.